

Protein Modeling - Division C Image Packet

University of Texas-Austin Regional Competition

February 22, 2020



Written by Sophia Velasco, University of Florida, B.S. Biochemistry 2023

DO NOT WRITE ON THE IMAGE PACKET.

Instructions and Clarifications:

- You have **50** minutes to finish this exam and the computer exploration of protein structure. This packet contains **60%** of the overall score.
 - The **Exam** is comprised of Section **I and II**. The exam accounts for **30%** of the overall score.
 - The **Computer Exploration** is comprised of Section **III**. The computer exploration accounts for **30%** of the overall score.
- Each **participant** may bring **one** 8.5" x 11" sheet of paper that may be in a sheet protector or laminated that contain information without any annotations or labels affixed along with writing utensils for each participant.
- Anything written on the exam packet will **not** be graded. Only the **answer sheet** will be graded.
- Write your team number on every page of the answer sheet.
- Tiebreakers are labeled as **TB#**. There are **five** tiebreakers in this exam.
- If you have any questions or comments about this exam, feel free to email me at velasco.scienceolympiad@gmail.com. **Happy testing!**

Figure 1.1

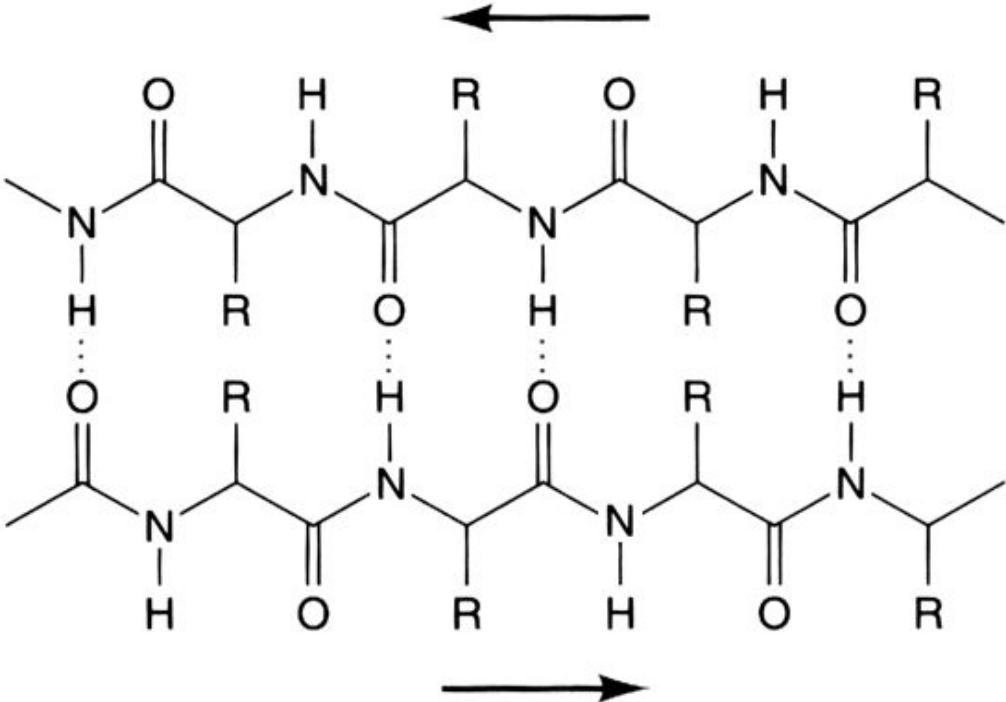


Figure 1.2

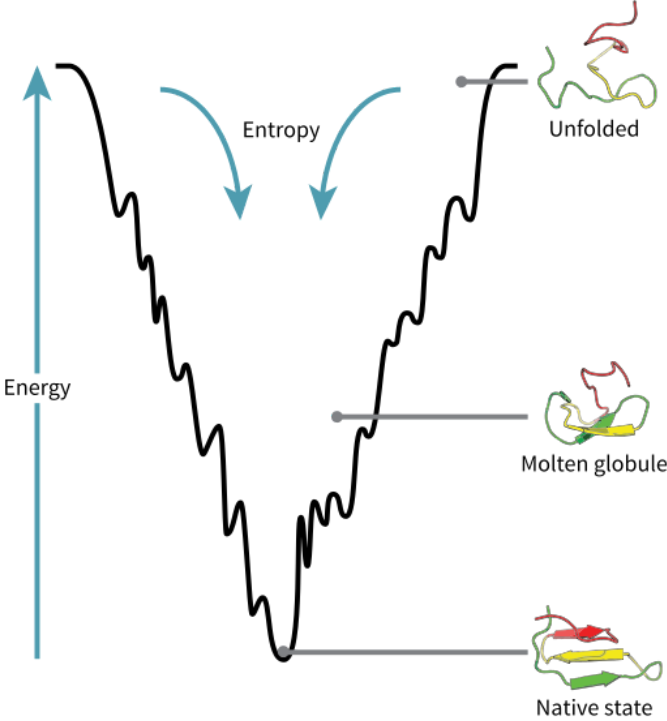


Figure 1.3

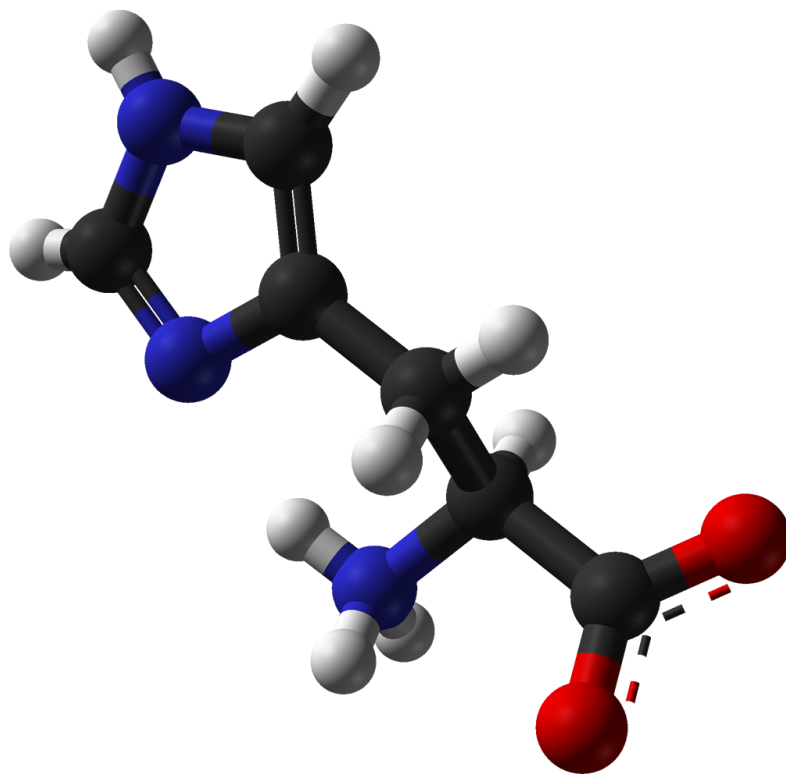


Figure 1.4

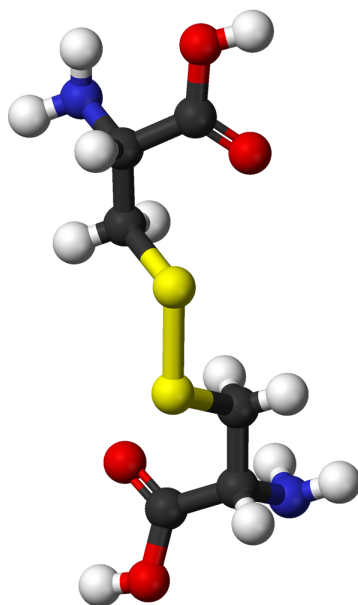


Figure 1.5

S.No.	Types of helix	No. of residue per turn	Pitch	Radius of helix	Rise per residue
1.	α helix	A	E	I	L
2.	B	3	F	J	M
3.	2.2 ₇ ribbon	C	G		N
4.	D	4.4	H	K	O

Figure 2.1

